



PRODUCT MANUAL

1. Packaging items

- >Wireless headphones
- >Manual
- >Charging cable

2. Precautions

- >Store and use this product in a normal temperature environment
- >Do not expose this product to rain or moisture
- >Do not throw to avoid damage caused by falling products
- >Do not disassemble, repair and modify this product
- >Do not use chemical solvents to wipe the product
- >Do not arbitrarily discard or put it in the fire, so as not to cause danger!








3. Tips

In order to achieve the best sound quality, please wear your headphones normally, do not disassemble the hardware yourself and use dry soft cotton cloth to clean.

We recommend that you take the following precautions:

- (1) Please listen to the appropriate volume of music, to prevent the adverse effects of hearing.
- (2) Headphones are not water resistant. Do not use while on or in water.
- (3) Do not or stop using the headphones when it exceeds the specified temperature at 0 degrees to 40 degrees celsius in the event that it gets too hot, turn off the device and allow to cool off before using it again.

Instructions

No.	Function Realization	Headphone status	Operate	voice prompt	Indicator
1	Power On	Headphone Off	Long Press “  ” about 2s	“bluetooth mode”	Blue and red lights flicker alternately
2	Power Off	Headphone on	Long Press “  ” about 3s	“Power Off”	Indicator off
3	Pairing	Headphone off	Enter Pairing Status when Power On	“bluetooth mode”	Blue and red lights flicker alternately
4	Pairing Successful	Pairing	/	“Ding Dong”	Blue light on
5	Disconnect	connected	/	“Dong”	Blue and red lights flicker alternately
6	Auto Pairing	Power Off	Auto pairing when power on	“Ding Dong”	Blue light on
7	Out of distance disconnect	Out of distance disconnect	Out of distance disconnect (headphone enter into pairing status. Blue and red lights flicker alternately. headphone will be auto connected if move to working range within 1mins, or will automatic power off after 5mins without connection	“Ding Dong”	Blue light on
8	volume adjustment	Playing music	Long press  /  / V-	Maximum/Minimum Volume: “D D”	/
9	Previous Track	Playing Music	Short Press “  / V-”	/	/
10	Next Track	Playing Music	Short Press “  / V+”	/	/
11	Play/Pause Much	Playing Music	Short Press “  ”	/	/

12	Incoming call prompt	Incoming Calls	/	Ling Ling ...”	/
13	Answer Calls	Incoming Calls	Short Press “  ”	/	/
14	Reject Calls	Incoming Calls	Long Press “  ”	/	/
15	Redial the last number	On State	Double Press “  ”	/	/
16	Hangs up Calls	On Calling	Short Press “  ”	/	/
17	Low Electricity Prompt	On State	Battery voltage lower than 3.3V	Prompts please charge every 20s	/
18	Low Electricity Power Off	On state	Battery voltage lower than 3.1V	“Power Off”	/
19	Charging Indicator	Charing	Red Light when Charging	/	Red Light On
20	AUX IN	Any status	One Plug in Headphone, another plug into the audio devices	“Power Off”	Indicator Off
21	Fully Charge	charging	Fully Charge	/	Red Light Off
22	FM Mode	Headphone On	Short Press “  ” about 2s	FM Mode	/
23	Automatic Station Searching	FM Mode	Short Press “  ”	/	Blue light flash
24	SD Card Model	Insert SD Card when on bluetooth mode	Long Press “  ” about 2s	“SD Card Mode”	/
25	Bluetooth Mode	FM Mode	Short Press “  ” about 2s	“Bluetooth Mode”	/